

AUTORE:
TITOLO:
DATA:
RIF.:

OPERA DELLA PRIMAZIALE PISANA

THE BAPTISTRY

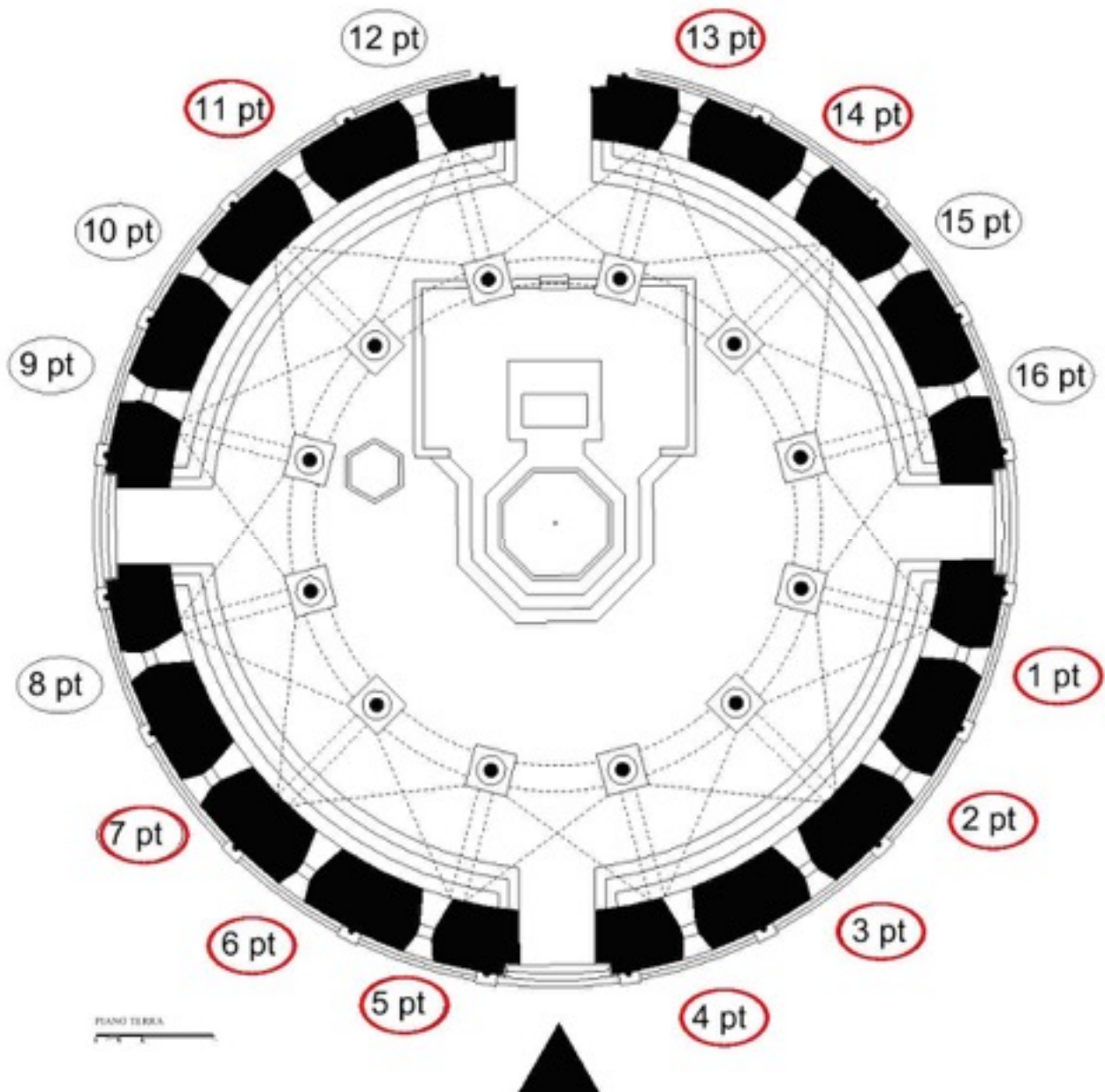
**TECHNICAL DESCRIPTION AND
IDENTIFICATION OF EXISTING STAINED
GLASS WINDOWS AT PRESENT UNDER
RESTORATION**

G. Bentivoglio

S. Lupo

AUTORE:
TITOLO:
DATA:
RIF.:

ABACUS OF WINDOWS UNDER RESTORATION



LIST AND IDENTIFICATION OF WINDOWS NEEDING RESTORATION WORK

INTERVENTIONS

1pt: Tito Gordini, *St. John the Evangelist*

AUTORE:
TITOLO:
DATA:
RIF.:

2pt: Ditta Fratelli Bertini, *St. Thaddeus*

3pt: Ditta Fratelli Bertini, *St. Michael Archangel*

4pt: Guglielmo Botti, *St Stephen Protomartyr*

5pt: Guglielmo Botti, *St. Reparata (?)*

6pt: Ditta Fratelli Bertini, *St Victor*

7pt: Guglielmo Botti, *St. Bernardino*

11pt: Paolo Le Forestier (Fra Marcellino di Metz)? Charles Laurent Marèchal?,
St Leopold

13pt: Ditta Fratelli Bertini, *St. Ferdinand(?)*

14pt Paolo Le Forestier (Fra Marcellino di Metz) Charles Laurent Marechal,
St. Anhony

GENERAL REMARKS CONCERNING THE STATE OF REPAIR

Seen from a distance, some of the panels appear contorted, without a supporting frame and in many cases, with considerable gaps.

Before proceeding to any repair work whatsoever, both the inner and the outer surfaces of the panels must be closely inspected in order to evaluate the state of conservation of each glass panel visually, and therefore, to plan a program of specific physical and chemical analyses.

During this inspection, the state of the pictorial surfaces (grisaille) must be judged whether they need spot strengthening previous to remotion. This will be necessary where the colour is completely detached from the glass, in order to avoid detachment of the grisaille during dismantling operations.

It is important to understand and locate any areas of degradation that depend on external factors and locate areas at risk requiring immediate fixing and/or consolidation.

Over time, small fractures have appeared in the lead and weldings due to mechanical stress from atmospheric agents, the weight of the glass tesserae on the lead and natural wear and tear atmospheric from atmospheric agents.

As a consequence, the panels are bent to a dangerous extent and must be checked and, where necessary, repaired.

In general the internal surface of the panels present accumulations of dust, candle grease and smoke, as well as oxalates and other substances deposited

AUTORE:
TITOLO:
DATA:
RIF.:

over time. As well as impeding the light from entering, this matter has produced a tear effect in the grisaille and in places it does not adhere well; moreover, it retains moisture and encourages the development of microorganismi.

The definitive restoration project will have to evaluate all these issues and problems with specific analyses and surveys before considering options of intervention.

GENERAL INFORMATION ON THE RESTORATION METHODOLOGIES:

Given the condition of the stained glass windows, as detailed below, during the process of restoration, it will be necessary to replace the unrecoverable laths IN ALL THE WINDOWS and soft-solder the others.

A global restoration/intervention will require careful dismantling and securing of the stained glass panels from the windows and placing the pieces in specially prepared crates.

Before removing the glass panels, any broken tesserae must be backed with adhesive tape to fix them in place.

On reaching the laboratory, they must all be photographed both “recto” (from the inside) and “verso” (from the outside). Photographic documentation must be continuous throughout every stage of restoration work, and where necessary, specific analyses concerning the state of degradation be carried out as and when appropriate or necessary.

Following this, a graphic survey (scale 1:1) of the pattern of the leading in every panel, must be traced on paper.

Wherever it is excessively damaged or irrecoverable, The leading in the glass panels is to be removed and replaced. Wherever the leading does not provide adequate support to hold the glass tesserae, it must be replaced. This must be done using a previously-prepared graphic survey of the lead pattern.

Leading *added to* or *overlaid on* the original to repair broken panes of glass (and which often makes it difficult to “read” the original because directly placed over it) may be completely or partially removed and directly substituted or new glass may be bonded over the original.

THE ABOVE OPERATIONS ARE TO BE CONSIDERED ON THE WHOLE AS NECESSARY FOR ALL THE WINDOWS.

Below are reproductions of each window to be restored, with details of the large or small missing parts to be relaced in each.


REPRESENTATION OF INDIVIDUAL WINDOWS

AUTHOR: **Tito Gordini**

TITLE: **St. John the
Evangelist**

AUTORE:
TITOLO:
DATA:
RIF.:

DATE: 1850-1865



RIF.: 1pt on page 'P

SUMMARY OF WORK TO BE DONE

Tesserae to be replaced in gaps to complete the design. Areas involved. Areas in need of repair: of modest dimensions.

MANUFACTURER: Ditta Fratelli Bertini (Giuseppe & Pompeo) - MILAN

TITLE: ST. THADDEUS

DATE: 1850-1865

AUTORE:
TITOLO:
DATA:
RIF.:

RIF.: **2pt** on page 'abaco delle vetrate'



SUMMARY OF WORK TO BE DONE Gaps to be filled to complete the design of the window. Small areas missing in the upper register, extensive in the lower with no residual trace of the original design. Requires completely new work for integration.

Ditta Fratelli Bertini (Giuseppe e Pompeo) - MILANO
Arcangelo Michele
1850-1865



SUMMARY OF INTERVENTIONS

Several parts missing from the design.

Areas involved: small but in important parts of the figure

AUTHOR: Guglielmo Botti

AUTORE:

TITOLO:


DATA:

RIF.:

TITLE: ST. Stepheno Protomartyr


DATE: 1855-1865

REF.: 4pt on page 'abaco delle vetrate'



SUMMARY OF INTERVENTIONS Missing pieces to be replaced to complete the design. Size of areas involved: small

Guglielmo Botti
Santa Reparata? 1855-1865
5th plate in Abaco delle vetrate




SUMMARY OF INTERVENTIONS Missing pieces to be replaced to complete the design.
Size of area involved: Small

Ditta Fratelli Bertini (Giuseppe e Pompeo) - MILANO
St Victor 1850-1865

AUTORE:
TITOLO:
DATA:
RIF.:

6th place in 'abaco delle vetrate'



Missing pieces to be replaced to complete the design Size of area involved: Small
7th place 'Plan of the Windows'



SINTESI DEGLI INTERVENTI

Summary of work to be done: Widow almost complete. State of leading and grisaille to be carefully checked.

**AUTORE: Paolo Le Forestier (Fra Marcellino di Metz)? Charles Laurent Marechal?
TITOLO: St Leopold**

AUTORE:
TITOLO:
DATA:
RIF.:

DATE: **1850**

RIF.: **11th** in the list of windows in 'plan of the windows'



SUMMARY OF WORK TO BE DONE


Very few pieces missing: the state of repair of leading and grisaille to be carefully checked.

AUTHOR: Ditta Fratelli Bertini (Giuseppe e Pompeo) - MILANO?

TITLE: San Ferdinando?

DATE: 1850-1865

RIF.: 13pt in list 'abaco delle vetrate'



SUMMARY OF WORK TO BE DONE

Very little damage: condition of the leading and grisaille to be carefully checked.

AUTHOR: Paolo Le Forestier (Fra Marcellino di Metz)? Charles Laurent Marechal?

TITLE: S. Leopoldo?

DATE: 1850

REF.: 14pt in plan of windows



SUMMARY OF WORK

Very little damage, State of repair of leading and grisaille to be carefully evaluated.